
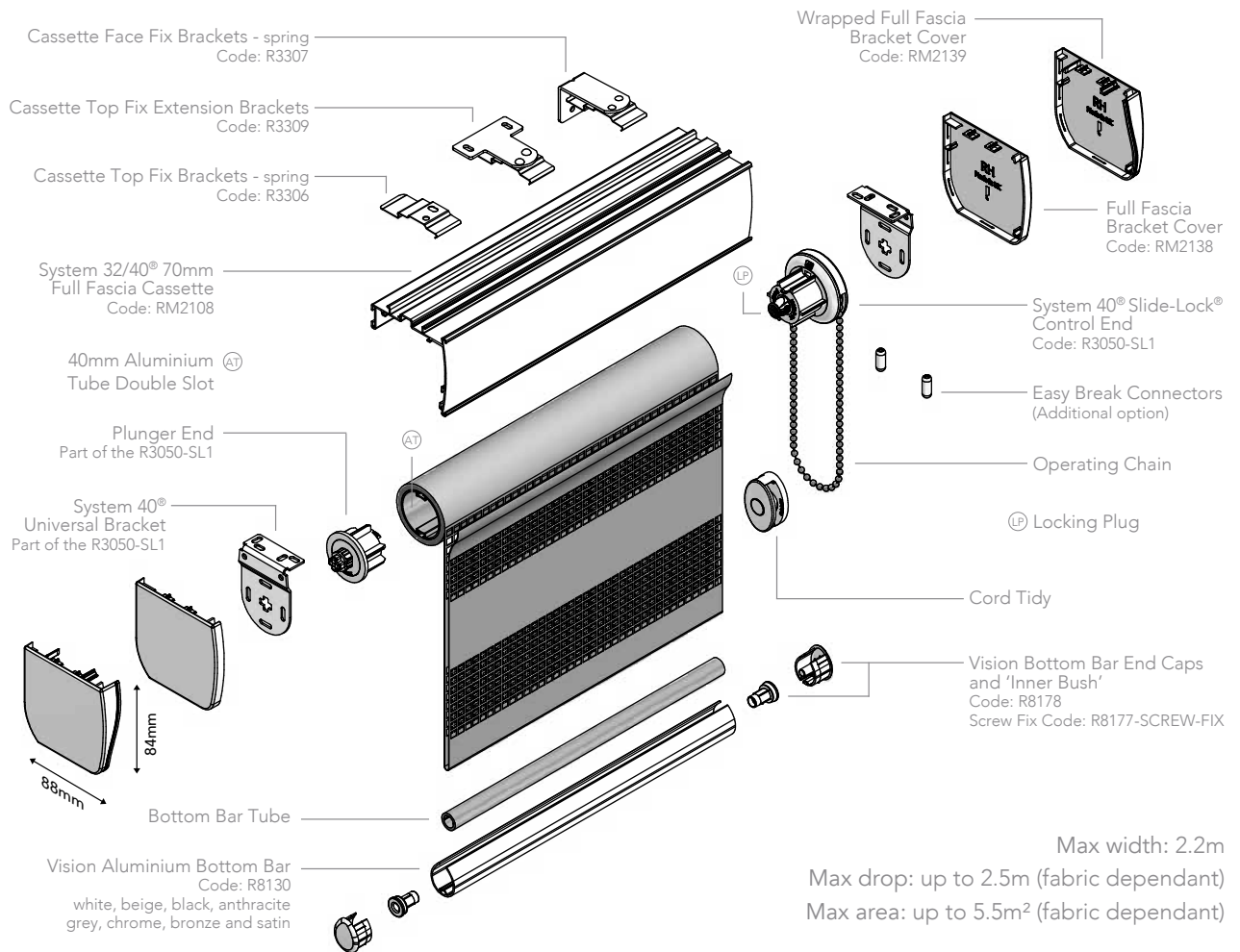


SYSTEM 40® VISION® SYSTEM WITH THE 70mm FULL FASCIA CASSETTE



- Designed and manufactured in the UK, all Louvolite systems are 10 year life cycle tested to ensure long lasting performance.
- Vision® blinds allow great light control, a view and privacy without being fully raised.
- For Vision® blinds up to 2.2m wide, with a 9lb maximum holding weight.
- System 40® Slide-Lock® combines heavier holding weights with anti-fray features that ensure enhanced blind performance.
- Improved chain location for quick and easy on-site adjustment.
- Manufactured using high quality engineering grade polymer.
- Universal brackets and a spring idle end plunger enable easy and quick installation.
- Locking plug ensures continued performance of larger blinds.
- Motorise using Louvolite One Touch™ Lithium rechargeable motor (R1912, R1912-SHORT, R1918) or hard wired AC motor (R1725).
- Colours available: Slide-lock set: white, beige, black and anthracite grey; 70mm fascia and bracket covers: white, black and anthracite grey.

HARDWARE SPECIFICATION

System 40® Vision® System

Our Vision® blinds are manufactured using the Louvolite System 40® vision blind mechanism with specifically designed grooved 40mm aluminium tubing. The specified fabrics are formed and held into the tube with locking tape. The side control units are made from glass filled Nylon 6, with an acetal sprocket and sprocket guard, and includes a locking spring.

The operating chain, No. 10 size in metal or plastic, ensures reliable performance, and improved chain location enables quick and easy on-site adjustment. The mild steel brackets are zinc plated and powder coated, suitable for top, face or side fixing.

A sprung plunger end mechanism is positioned at the opposite end to the

control unit, providing a more secure fit of the blind and smooth operation. The side control unit is fitted with a centre plug that ensures the mechanism operates smoothly even under extreme loads.

Colour spec: White RAL 9010, Black RAL 9011, Anthracite Grey RAL 7016

Performance

To ensure a positive performance, all Louvolite Vision® System units are designed and manufactured in the UK using prime quality plastic materials and a dedicated steel locking spring. The sidewinders will lock into the bracket with the unique bracket securing pin for safety after installation.

10 year life cycle testing is done to ensure long lasting performance.

Operation

Using manual or motorised operation, all blinds must be compliant with the child safety elements of BS EN13120. Where children may be present, the chain must be fitted with easybreak connectors or a cord tidy.

Vision® Bottom Bar

Made of aluminium, the Vision® fabric slides over the bottom bar tube and the exposed bottom bar slides over the fabric and tube and is then secured with the bottom bar caps and inner bush.

Maintenance

All of the Vision® blind system components are manufactured using aluminium, treated steel and plastic. They do not present any corrosion problems in normal environments. The

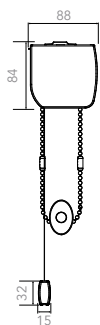
system has been designed for a smooth operation, together with a rigidity to prolong the window blind's working life. Manufacturing size restrictions are included in this specification brochure.

Fascia/Cassette

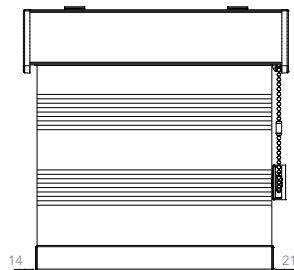
Vision® blinds with cassettes are manufactured as per the standard Louvolite System 40® and include the specially designed powder coated cassette system with dedicated top, direct or face fix brackets. On specification the user has the choice between a single coloured extrusion in dedicated colours or an aluminium fascia which incorporates the same fabric or contrasting fabric used on the Vision® blind.

BRACKET DIMENSIONS

SIDE VIEW

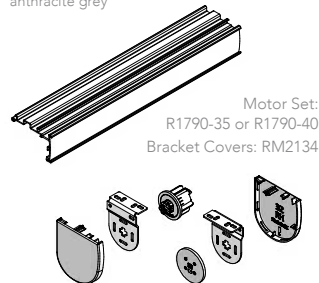


FRONT VIEW

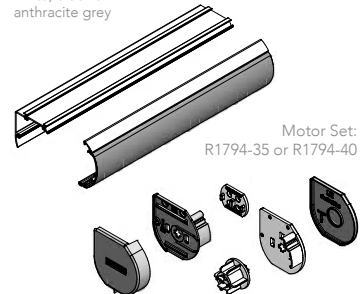


OPTIONAL - CASSETTES

System 32/40® Open Cassette
- 40mm fascia depth. Code: RM2106
white, beige, black & anthracite grey



System 32/40® Hybrid Closed Cassette. Code: R3360/3362
white, black & anthracite grey



LOUVOLITE SIDE CONTROL SYSTEMS MAXIMUM BLIND SIZE

SYSTEM	FABRIC GROUP	BLIND WIDTH (m) FOR BLIND DROP (m)				MAX HOLDING WEIGHT
		0.5	1.0	1.5	2.0	
System 40®	up to 200g/m sq	5.0	5.0	5.0	5.0	9lb blind at 6mm deflection
	200 > 320g/m sq	3.75	3.75	3.75	3.75	
	320 > 485g/m sq	5.0	5.0	5.0	3.55	

Also available for System 32®

For the most up-to-date information view the online pdf at www.louvolitecommercial.com/systems/

Your Louvolite Vision® System Distributor:



CI/SIB 1976 reference by SIB Agency			
(76.7)	X		